



# Synthesis, Characterization, and Biological Evaluation of certain 6-methyl-2(3H)-benzo-1, 3-thiazolyl-1'-ethylidene-2-(o, p-Substituted Acetophenones) Hydrazine Analogs

Alang G, Kaur G, Kaur R, Singh A, Tiwari R<sup>1</sup>

G.H.G Khalsa College of Pharmacy, Gurusar Sadhar - 141 104, Punjab, <sup>1</sup>Department of Biotechnology, Punjab University, Chandigarh, India

Address for correspondence: Dr. Gaurav Alang; E-mail: gavrup2000@gmail.com

## ABSTRACT

In the present study, five new derivatives (GG4 to GG8) of benzothiazoles were synthesized and evaluated against *Staphylococcus aureus* (MTCC 737), *Pseudomonas aeruginosa* (MTCC 424), *Escherichia coli* (MTCC 1687), and yeast-like fungi *Candida tropicalis*. *p-Toluidine* on treatment with ammonium thiocyanate formed 2-benzothiazolamines (II), which on reaction with hydrazine hydrate formed a hydrazino derivative (III). Compounds GG4 to GG8 were synthesized by reacting the hydrazine derivative with different acetophenones. All the synthesized compounds were identified by IR and <sup>1</sup>H-NMR, and antimicrobial activity was performed on the synthesized compounds. Presence of NO<sub>2</sub>, Br, OCH<sub>3</sub>, and Cl groups to the substituted benzothiazole enhanced the antibacterial and antifungal activities.

**Key words:** Antimicrobial activity, substituted acetophenones, 2-aminobenzothiazole

DOI: 10.4103/0975-1483.71636

## INTRODUCTION

'Riluzole' the first benzothiazole containing an antiepileptic drug is the role model for the synthesis of various compounds with different activities based on a benzothiazole moiety. Since then, significant research has been carried out taking benzothiazole as the basic moiety. From the literature survey, it has been found that extensive work has been reported on 2-substituted benzothiazole derivatives in the past and evaluated for different activities, such as, antibacterial,<sup>[1]</sup> antiproliferative activity,<sup>[2]</sup> antiviral,<sup>[3]</sup> antitumor,<sup>[4]</sup> antifungal,<sup>[5]</sup> anti-inflammatory,<sup>[6]</sup> antioxidative and radioprotective,<sup>[7]</sup> antidiabetic,<sup>[8]</sup> antihelminthic,<sup>[9]</sup> antileishmanial,<sup>[10]</sup> anticonvulsant,<sup>[11]</sup> antimycobacterial,<sup>[12]</sup> neuroprotective,<sup>[13]</sup> and antipsychotic.<sup>[14]</sup> There are a number of pharmaceuticals and nutraceutical drugs available in the

market containing benzothiazole moiety, reported to have different clinical uses. Phortress, [Figure 1] an antitumor drug has shown promising results in the clinical trials. Taking this into consideration, certain derivatives have been synthesized taking benzothiazole as the basic moiety.

## Experimental

All the chemicals and solvents used during the experimental studies were of analytical grade and were procured from CDH, New Delhi and Sigma Chemicals, Mumbai. Melting points of all synthesized compounds were determined by using an open capillary tube and were uncorrected. Infrared (IR) data were recorded in KBr disks, on a Perkin Elmer R-IX FTIR spectrophotometer, and the <sup>1</sup>H NMR spectra on Bruker AC 30 of the NMR spectrometer 400 MHz.

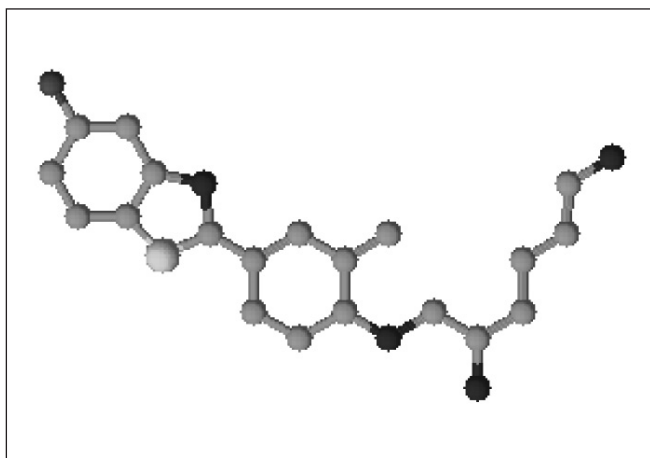


Figure 1: Molecular model of Phortress - An anti-tumor drug

## CHEMISTRY

### *p*-Tolylthiourea (I)

*p*-Toluidine (5.35 g) was dissolved in a mixture of concentrated HCl (4.3 ml) and water (11.6 ml) by heating in a water bath. The contents were cooled and solid ammonium thiocyanate (3.5 g) was added. The mixture was heated on water bath for about 22 hours. The precipitated product was cooled and filtered, washed with water three to four times, and dried. It was recrystallized with aqueous methanol to get cream colored crystals. Yield: 88% (m.p: 130°C). IR: 3435 (N-H $_{str}$ ), 2999 (Aliphatic C-H $_{str}$ ), 1612 (N-H $_{ben}$ ), 1462 (Aromatic C=C $_{str}$ ), 1310 (Aromatic C-H $_{ben}$ )  $^1$ H-NMR: 3.35 (2H, s, NH $_2$ ), 7.24-7.11 (4H, d, Ar-H), 2.30 (3H, s, CH $_3$ ).

### 2-Amino-6-methylbenzothiazole (II)

Fifteen milliliters of concentrated H $_2$ SO $_4$  was added to *p*-tolylthiourea (8.3 g) and the temperature of the mixture was raised to 80°C on a water bath. Next, 48% HBr (0.5 g) acid was added slowly and the reaction mixture was stirred for two hours and set at 80°C. It was then cooled to room temperature and the reaction mixture was slowly introduced to cold water and then adjusted to pH 9 or 10 by adding ammonia water. The whole mixture was stirred for one hour by heating at 70°C and then cooled to room temperature. The mixture was extracted twice with dichloromethane and the combined extract was dried with anhydrous sodium sulfate and evaporated, to obtain the title compound. Yield: 80% (m.p: 145°C). IR: 3395 (N-H $_{str}$ ), 3261 (N-H $_{str}$ ), 1462 (Aromatic C=C $_{str}$ ), 1326 (Aromatic C-N $_{str}$ ), 1253 (C-S $_{str}$ ).  $^1$ H-NMR: 3.45 (2H, s, NH $_2$ ), 7.32-7.26 (3H, m, Ar-H), 2.34 (3H, s, CH $_3$ ).

### 2-Hydrazino-6-methylbenzothiazole (III)

2-Amino-6-methylbenzothiazole (20 g) [0.82 mmol] and hydrazine hydrate (85%) [0.11 mmol] in 50 ml of ethylene glycol were refluxed by stirring for four hours (60°C). The color of the reaction changed to green and a homogeneous solution appeared. A white solid was precipitated at the end of the reflux period. The mixture was cooled and the product was filtered and then washed with water several times. It was air dried and recrystallized by using ethanol. Yield: 43% (m.p: 192°C). IR: 3434 (NHNH $_{str}$ ), 3162 (Aromatic C-H $_{str}$ ), 3000 (Aliphatic C-H $_{str}$ ), 1611.9 (N-H $_{ben}$ ).  $^1$ H-NMR: 9.59 (1H, s, NH), 7.34-7.11 (5H, m, Ar-H), 3.37 (2H, s, NH $_2$ ), 2.26 (3H, s, CH $_3$ ).

### 2-{{3'-nitrophenyl}-1'-ethylidene}-hydrazinyl-6-methylbenzo-1, 3-thiazole (GG4)

2-Hydrazino-5-methylbenzothiazole (1.5 mmol), 3-nitroacetophenone (2.2 mmol), and glacial acetic acid (2–3 drops) were taken in absolute ethanol (20 ml) and refluxed on a water bath for eight hours, till different spots appeared, on *thin layer chromatography* (TLC). On cooling, the solid was separated. It was filtered and washed with little water and recrystallized with absolute ethanol. Yield: 48% (m.p: 181°C). IR: 3428 (N-H $_{str}$ ), 3087.8 (Aromatic C-H $_{str}$ ), 1613.9 (C=N $_{str}$ ), 823 (Aromatic C-N $_{str}$ ).  $^1$ H-NMR: 8.77 (1H, s, NH), 7.36-7.06 (7H, m, Ar-H), 2.38 (3H, s, CH $_3$ ), 2.69 (3H, s, CH $_3$ ).

### 2-{{4''-bromophenyl}-1'-ethylidene}-hydrazinyl-6-methylbenzo-1, 3-thiazole (GG5)

2-Hydrazino -5-methylbenzothiazole (1.5 mmol), 4-bromoacetophenone (2.2 mmol), and glacial acetic acid (2–3 drops) were taken in absolute ethanol (20 ml) and refluxed on a water bath for eight hours till different spots appeared, on TLC. On cooling, the solid was separated. It was filtered and washed with little water and recrystallized with absolute ethanol. Yield: 52% (m.p: 189°C). IR: 3434 (NH $_{str}$ ), 3164 (Aromatic CH $_{str}$ ), 1612 (C=N $_{str}$ ), 1581 (NH $_{ben}$ ), 699 (C-Br $_{str}$ ).  $^1$ H-NMR: 9.58 (1H, s, NH), 7.26-7.12 (7H, m, Ar-H), 2.50 (3H, s, CH $_3$ ), 2.27 (3H, s, CH $_3$ ).

### 2-{{4''-methoxyphenyl}-1'-ethylidene}-hydrazinyl-6-methylbenzo-1, 3-thiazole (GG6)

2-Hydrazino-6-methylbenzothiazole (1.5 mmol), 4-Methoxyacetophenone (2.2 mmol), and glacial acetic acid (2–3 drops) were taken in absolute ethanol (20 ml) and refluxed on a water bath for eight hours till different spots appeared, on TLC. On cooling, the solid was separated. It was filtered and washed with little water and recrystallized

with absolute ethanol. Yield: 41% (m.p: 169°C). IR: 3435 (N-H<sub>str</sub>), 3165 (Aromatic C-H<sub>str</sub>), 1612 (C=N<sub>str</sub>), 1581 (N-H<sub>ben</sub>), 1285 (Aromatic C-N<sub>str</sub>). <sup>1</sup>H-NMR: 9.59 (1H, s, NH), 7.25-7.11 (7H, m, Ar-H), 6.72 (1H, s, NH<sub>2</sub>), 2.97 (3H, s, CH<sub>3</sub>), 2.33 (3H, s, CH<sub>3</sub>).

### 2-{{(2'',4''-dichlorophenyl)-1'-ethylidene}-hydrazinyl-6-methylbenzo-1,3-thiazole(GG7)

2-Hydrazino-6-methylbenzothiazole (1.5 mmol), 2,4-Dichloroacetophenone (2.2 mmol), and glacial acetic acid (2-3 drops) were taken in absolute ethanol (20 ml) and refluxed on a water bath for eight hours till different spots appeared, on TLC. On cooling, the solid was separated, and was filtered and washed with little water and recrystallized with absolute ethanol. Yield: 54% (m.p: 177°C). IR: 3434 (N-H<sub>str</sub>), 3164 (Aromatic C-H<sub>str</sub>), 1612 (C=N<sub>str</sub>), 1582 (N-H<sub>ben</sub>), 800 (Aromatic C-Cl<sub>str</sub>). <sup>1</sup>H-NMR: 9.59 (1H, s, NH), 7.25-7.11 (7H, m, Ar-H), 3.40 (3H, s, CH<sub>3</sub>), 2.26 (3H, s, CH<sub>3</sub>).

### 2-{{(2'',4''-dimethoxyphenyl)-1'-ethylidene}-hydrazinyl-6-methylbenzo-1,3-thiazole(GG8)

2-Hydrazino-6-methylbenzothiazole (1.5 mmol), 2,4-Dimethoxyacetophenone (2.2 mmol), and glacial acetic acid (2-3 drops) were taken in absolute ethanol (20 ml) and refluxed on a water bath for eight hours, till different spots appeared, on TLC. On cooling, the solid was separated, and was filtered and washed with little water and recrystallized with absolute ethanol. Yield: 58% (m.p: 185°C). IR: 3433 (O-H and N-H<sub>str</sub>), 3163 (Aromatic C-H<sub>str</sub>), 1610 (C=N<sub>str</sub>), 1415 (Aromatic C=C<sub>str</sub>). <sup>1</sup>H-NMR: 9.58 (1H, s, NH), 7.38-7.11 (7H, m, Ar-H), 3.38 (3H, s, OCH<sub>3</sub>), 2.26 (3H, s, CH<sub>3</sub>).

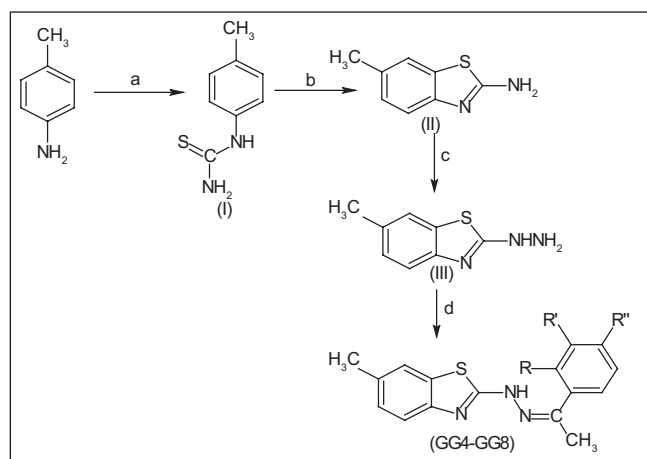
## RESULTS AND DISCUSSION

The efficient synthetic route for the synthesis of benzothiazole derivatives is shown below [Figure 2]. *p*-Toluidine on reacting with ammonium thiocyanate formed *p*-Tolylthiourea (I), which on reaction with hydrobromic acid yielded 2-benzothiazolamines (II). This on reaction with hydrazine hydrate formed hydrazino derivatives (III). The compounds (GG4 to GG8) were synthesized by reacting with hydrazine derivatives, with different acetophenones (3-nitroacetophenone, 4-bromoacetophenone, 4-methoxyacetophenone, 2,4-dichloroacetophenone, 2,4-dimethoxyacetophenone).

### Antimicrobial activity

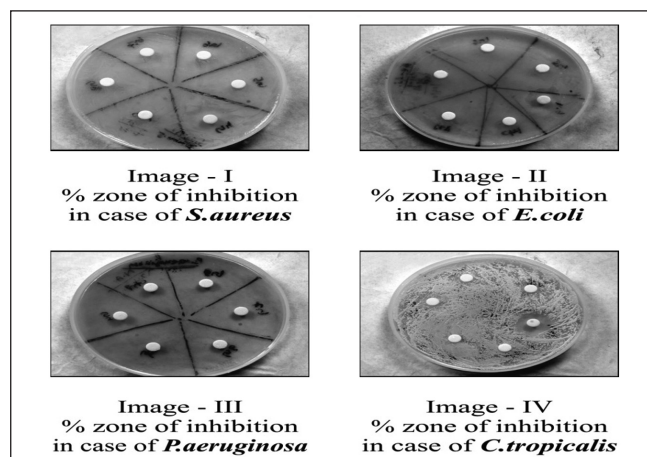
In the present study, the efficacy of five new compounds was detected against **Gram positive bacteria** —

*Staphylococcus aureus* (MTCC 737), **Gram negative bacteria** — *Pseudomonas aeruginosa* (MTCC 424), *Escherichia coli* (MTCC 1687), and yeast-like fungi *Candida tropicalis*. The concentration of the test compound used was 50 mg/ml. Ampicillin and Clotrimazole were taken as the standard drugs [Tables 1 and 2]. Acetone was used as solvent control. The zone of inhibition obtained in different strains of bacteria and fungi are shown graphically in case of *S. aureus* [Graph 1], *P. aeruginosa*, *E. coli* [Graph 2], *C. tropicalis* [Graph 3], and with the help of original images taken [Figure 3], respectively.



Compounds	R	R'	R''
GG4	H	NO <sub>2</sub>	H
GG5	H	H	Br
GG6	H	H	OCH <sub>3</sub>
GG7	Cl	H	Cl
GG8	OCH <sub>3</sub>	H	OCH <sub>3</sub>

**Figure 2:** Reagents and Conditions: (a) ammonium thiocyanate, HCl, H<sub>2</sub>O, reflux, 22 hours; (b) HBr, H<sub>2</sub>SO<sub>4</sub>, reflux, 2 hours; (c) NHNH<sub>2</sub>, ethylene glycol, reflux, 4 hours; (d) appropriate substituted acetophenones, glacial CH<sub>3</sub>COOH, EtOH



**Figure 3:** 3% Zone of inhibition in different strains using the agar disk diffusion method

**Table 1: Comparison of the zone of inhibition of various synthesized compounds**

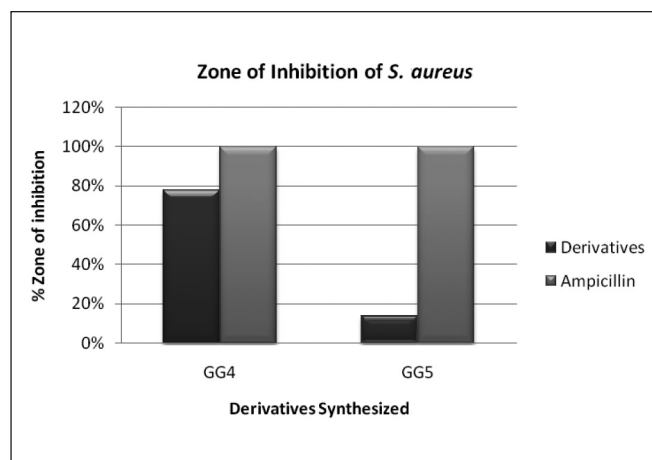
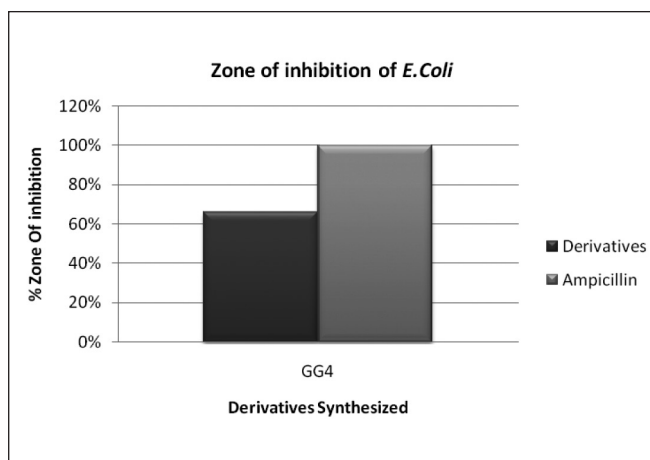
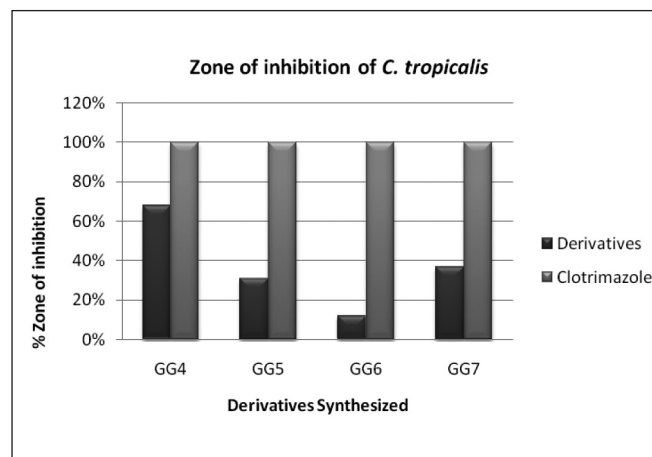
Compounds	Anti-bacterial activity			Antifungal activity
	<i>S. aureus</i>	<i>E. coli</i>	<i>P. aeruginosa</i>	<i>C. tropicalis</i>
Standard	14 mm	15 mm	14 mm	16 mm
GG4	11 mm (78)	10 mm (66)	-	11 mm (68)
GG5	2 mm (14)	-	-	5 mm (31)
GG6	-	-	-	2 mm (12)
GG7	-	-	-	6 mm (37)
GG8	-	-	-	-

Figures indicates in parentheses are in percentage

**Table 2: Comparison of antimicrobial activity with different synthesized compounds**

Compounds	Anti-bacterial activity			Antifungal activity
	<i>S. aureus</i>	<i>E. coli</i>	<i>P. aeruginosa</i>	<i>C. tropicalis</i>
Standard	+++	-	+++	+++
GG4	+++	-	-	+++
GG5	+	-	-	++
GG6	-	-	-	+
GG7	-	-	-	++
GG8	-	-	-	-

+++ Diameter of zone of inhibition between 11 and 16 mm, ++ Diameter of zone of inhibition between 5 and 10 mm, + Diameter of zone of inhibition between 2 and 5 mm, - No zone of inhibition observed


**Graph 1:** Comparison of % Zone of inhibition in case of *S. aureus*

**Graph 2:** Comparison of % Zone of inhibition in case of *E. coli*

**Graph 3:** Comparison of % Zone of inhibition in case of *C. tropicalis*

Compound GG4 showed significant activity against *S. aureus*, *E. coli*, and *C. tropicalis* when tested at 50 mg/ml concentration taking ampicillin and clotrimazole as the standard. From the SAR studies, the presence of the electron withdrawing group (i.e.,  $\text{NO}_2$ ) in compound GG4 was assumed to be responsible for the observed activity.

From the above-mentioned results, it may be concluded that the derivatives of benzothiazoles possess moderate-to-potent antimicrobial activity<sup>[1,5]</sup> when compared to the standards. Furthermore, other sites (6 and 7) available at the benzothiazole moiety would be explored, in order to obtain compounds with different activity and potent antimicrobials. Therefore, the present study will help scientists in future, to undertake a different mode to synthesize more potent antimicrobials.

## ACKNOWLEDGMENT

The authors are grateful to Mr. Avtar Singh, Punjab University, Chandigarh, and Mr. Shakeek Jamia Hamdard, Delhi, for carrying out IR and <sup>1</sup>HNMR of the various derivatives synthesized.

## REFERENCES

- Bhawsar SB, Mane DV, Sinde DB, Shingare MS, Deokate AS and Congwane LV. Synthesis of some 8-[6'-substituted-1', 3'-benzothiazol-2'-yl] amino methyl] substituted hydroxyl coumarins and Evaluation of their antibacterial activity. Indian J Het Chem 1996;8:23.
- Yaseen A, Haitham H, Bahjat S, Ihsan H, Mohammad O, *et al.* Synthesis

- and *in vitro* antiproliferative activity of new benzothiazole derivatives. ARKIVOC 2008;15:225-38.
- Nagarajan SR, De CGA, Getman DP, Lu HF, Sikorski JA, Walker JL, et al. Replacement of the ureas moiety by benzothiazolesulfonamide provided inhibitors of HIV-1 protease with improved potency and antiviral activities. Bioorg Med Chem Lett 2003;11:4769.
  - Wells G, Bradshaw TD, Diana P, Seaton A, Shi DF, Westwell AD, et al. Synthesis and Anti-tumor activity of Benzothiazole Substituted Quinol Derivatives. Bioorg Med Chem Lett 2000;10:513-5.
  - Latrofa A, Franco M, Lopodota A, Rosato A, Carone D, Vitali C. Structural modification and antimicrobial activity of *N*-cycloalkylidene-2, 3-dihydro-1, 3-benzothiazoles, *N*-cycloalkyl-2-acylalkylidene-2, 3-dihydro-1, 3-benzothiazoles. IL Farmaco 2005;60:291-7.
  - Dogruer DS, Unlu S, Sahin MF, Yesilada E. Synthesis of (2-benzothiazolone-3-yl and 2-benzothiazolone-3-yl) acetic acid derivatives and Evaluation of their Antinociceptive and Anti-inflammatory Activity. IL Farmaco 1998;53: 80.
  - Cressier D, Prouillac C, Hernandez P, Amourette C, Diserbo M, Lion C, et al. Synthesis, antioxidant properties and radioprotective effects of new benzothiazoles and thiazoles. Bioorg Med Chem 2009;17:5275.
  - Moreno-Díaz H, Villalobos-Molina R, Ortiz-Andrade R, Díaz-Coutiño D, Medina-Franco JL, Webster SP, et al. Antidiabetic activity on *N*-(6-substituted-1, 3-benzothiazol-2-yl) benzenesulfonamides. Bioorg Med Chem Lett 2008;18:2871-7.
  - Barde AR, Barsu HK, Bobade AS. Synthesis of 5, 6-Disubstituted-2-(Substituted Phenyl Carboxamido) Benzothiazoles As Potential Anthelmintic and Anti-Microbial agents. Indian Drugs 1998;35:554-7.
  - Tapia RA, Prieto Y, Pautet F, Domard M, Sarciron ME, Walchshofer N, et al. Synthesis and Antileishmanial Activity of Indoloquinones Containing a Fused Benzothiazole Ring. Eur J Org Chem 2002;17:4005-10.
  - Siddiqui N, Rana A, Khan SA, Haque SE, Alam MS, Ahsana W. Anticonvulsant and Toxicity Evaluation of Newly Synthesized 1-[2-(3,4-disubstituted phenyl)-3-chloro-4-oxoazetidin-1-yl]-3-(6-substituted-1,3-benzothiazol-2-yl) ureas. Acta Chim Slov 2009;56:462-9.
  - Mollmann U. Synthesis of 2-Benzylsulfanyl Derivatives of Benzoxazoles and Benzothiazoles and Evaluation of *in vitro* activity against *M. tuberculosis* and non-tuberculous Mycobacteria. Bioorg Med Chem Lett 2002;12:3275.
  - Danzeisen R, Schwalenstoecker B, Gillardon F. Targeted antioxidative and neuroprotective properties of the dopamine agonist pramipexole and its nondopaminergic enantiomer SND919CL2x [(+)-2-amino-4,5,6,7-tetrahydro-6-L-propylamino-benzothiazole dihydrochloride]. J Pharmacol Exp Ther 2006;316:189-99.
  - Diouf O, Depreux P, Lesieur D, Poupaert J, Caignard D. Synthesis and evaluation of new 2-piperazinylbenzothiazoles with high 5-HT<sub>1A</sub> and 5-HT<sub>3</sub> affinities. Eur J Med Chem 1995;30:715.

Source of Support: Nil, Conflict of Interest: None declared.